

Technical datasheet


Siber® HRV EVO 4



Compact High-Performance HRV Unit

The Siber HRV EVO 4 unit is a high performance heat recovery unit with constant flow ventilation technology, centrifugal fans with direct current and forward inclined blades, thus ensuring constant flow, acoustic comfort, reduced electrical consumption, easy maintenance and optimum air quality.

TECHNICAL ADVANTAGES

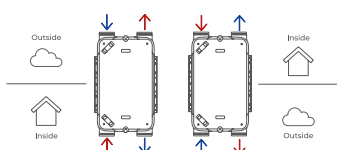
- Constant airflow technology
- Wide variety of filters
- Better energetic efficiency (up to 95%)
- Silent running
- 100% automatic by-pass
- Control through wireless connection (RF)
- Passivhaus Institute Certification 

SIBER HRV EVO 4



INSTALLATION ADVANTAGES

- Quick & easy installation
- Orientable connections with integrated EPDM bands for a better sealing
- Double rotating condensation drain
- Orientative rails for both laterals
- Vertical or Horizontal installation
- Perfectly parallel instalation
- No inclination needed for the condensation drain
- One unit, two modes (left/right)



CERTIFICATIONS



APP

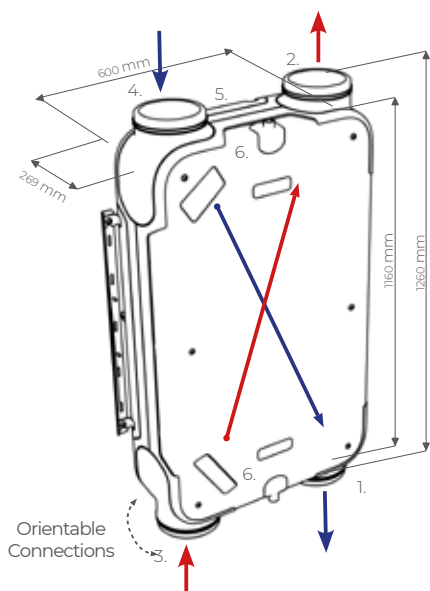


MAX. AIRFLOW: 400 m³/h

Slim unit- 10.63 inch

Thanks to its aerodynamic design, it reaches a better airflow with less pressure, being more efficient energetically.

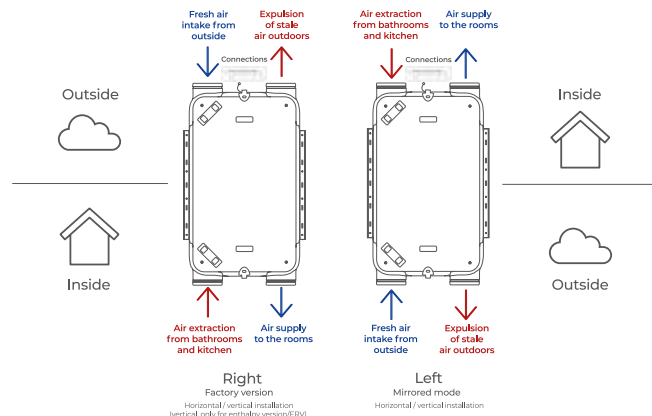
DIMENSIONS / AIRFLOW



CAPTION

1. Insulation of new air into the house
2. Extraction of foul air to the outside
3. Extraction of foul air from the inside of the home
4. New air's intake from outside
5. Electrical connections
6. Condensation drain connection

* It can only have one condensation drain, the other one has to remain closed with a plug.



Airflow in right mode

Factory version
Horizontal/vertical installation
(Vertical installation only with enthalpy version)

A height of only 27 cm / 10.63 inch
Optimize the space in false ceiling



PERFECTLY PARALLEL TO THE CEILING

Its design allows to install it perfectly horizontally without the 2° degree inclination for the condensation drain

OPTIONAL ACCESSORIES

- Filter G4 COARSE 65%
- Filter F7 EPM1 55%
- Filter G4_F7 (combined) COARSE 65% - EPM1 55%
- Filter de Carbone
- Filter F9 EPM1 80%
- Filter G4_F9 (combined) COARSE 65% - EPM1 80%
- Dry siphons (flexible/ball)
- Wireless smart multicontrol (RF)
- Wireless 4-Position Push Button Control (RF)
- Smart wireless CO₂ sensor (RF)
- Smart wireless humidity sensor (RF)
- Gateways/Home Automation convert your house into a Smart Home (Modbus / KNX)
- Bridge for Siber EVO App for smart monitoring

*Refer to our catalogue to see the full range of available accessories

CONVERT YOUR HOUSE INTO A SMART HOME (optional)



Connectivity through:

KNX

Modbus

(Siber APP EVO connection from the ethernet gateway)



Thanks to the smart control, you get a full online monitoring of the most essential functionalities.

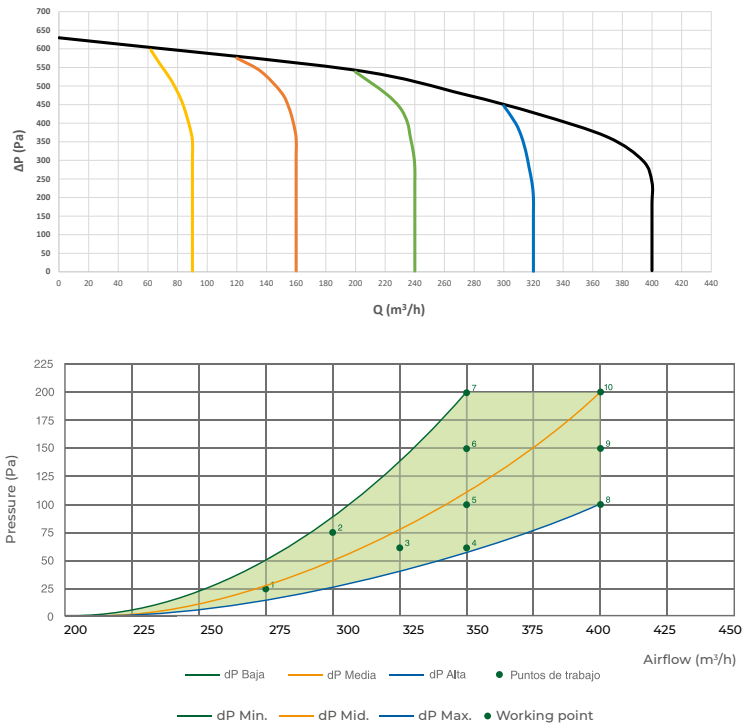
TECHNICAL DATA

Voltage supply	230V/ 50 Hz				
Protection degree	IP 44				
Dimensions (L x W x H)	1160 x 600 x 269 mm				
Connections diameter	Ø 160				
Condensation drains diameter	1/2"				
Weight	39 kg				
Filter classification (included): Extraction/Insufflation	Fiter G4 Coarse 65% / Filter F7 EPM1 55%)				
Fans positions (factory presets)					
Wireless smart multicontrol (optional)	0	1	2	3	Maximun
Airflows (m³/h)	90	160	240	320	400

ACCOUSTIC LEVEL

Airflow (m³/h)		100	200		300		400	
Acoustic power Lw (A)	Static pressure (Pa)	100	80	150	100	175	100	175
	Box irradiation (dB(A))	40	45	49	53	55	59	60
	Extraction duct (dB(A))	42	59	49	53	55	59	60
	Insufflation duct (dB(A))	56	59	62	65	66	70	70
Acoustic pressure Lp (A) at 1.5m	Box radiation (dB(A))	25	30	34	38	40	44	45

AIRFLOW/PRESSURE CURVE



Máx
V3
V2
V1
Mín

WORKING POINTS	AIRFLOWS (m³/h)	PRESSURE (Pa)	POWER (W)	SFP (W/l/s)
1	275	25	87	1.14
2	300	75	157	1.88
3	325	60	143	1.58
4	350	60	168	1.73
5	350	100	183	1.88
6	350	150	211	2.17
7	350	200	223	2.29
8	400	100	235	2.12
9	400	150	256	2.30
10	400	200	289	2.60

SUSTAINABILITY



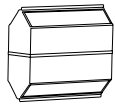


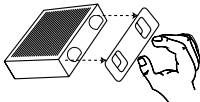
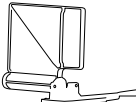
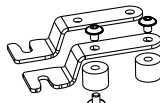






SUSTAINABILITY

Construction in expanded polypropylene and galvanized steel, reducing the consumption of resources and the degradation of the planet.



HIGH PERFORMANCE TECHNICAL CHARACTERISTICS

Description

High performance heat exchanger	Standard, cross flow heat exchanger	Picture 
Constant flow fans	Constant flow ventilation technology, direct current centrifugal fan and forward inclined blades. Thanks to this technology, constant flow, acoustic comfort, reduced electrical consumption, easy maintenance and optimum air quality are ensured.	
High efficiency filters (optional)	It has the widest range of filtering on the market, to guarantee optimum air quality. DF34FG4 - FILTER G4 COARSE 65% (1 filter included) DF34FF7 - FILTER F7 EPM1 55% (1 filter included) DF34FG4F7 - COMBINED FILTER G4 + F7 COARSE 65% - EPM1 55% DF34FCA - CARBON FILTER DF34FF9 - FILTER F9 EPM1 80% DF34FG4F9 - COMBINED FILTER G4 + F9 COARSE 65% - EPM1 80% DFF34CAG4 - CARBON FILTER + G4	
Easy maintenance	Easy access to filter cleaning, directly through the front panel. Simple access and removal of the heat exchanger and fans (recommended every 3 years)	
Smart bypass	The 100% automatic by-pass serves both in summer and winter to enjoy any favorable temperature situation inside the house without going through the heat exchanger. This management is automatic (factory configured).	
Quick and easy assembly	Mounting possible both on the ceiling and on the wall, with the possibility of installing the guides on all sides of the equipment thanks to the versatility of the silentblock hooks.	
High performance construction	Watertight internal construction in expanded polypropylene (PPE), and external in galvanized steel covered with RAL 9003 thermo-lacquered paint, guaranteeing acoustic and thermal insulation and air tightness	
Adjustable connections	Modularity in the connection quickly and easily. The connections are designed to ensure maximum tightness. Double symmetric EPDM gasket that guarantees the tightness of the distribution system with the unit	
Low consumption	High performance motors with exclusive technology, ensuring the lowest energy consumption	
Wireless regulation (optional accessories)	With connection to wireless controls and sensors (CO ₂ and Relative Humidity). · Wireless intelligent multicontrol remote with electronic regulation and filterfouling indicator. · 4-positions wireless push-button control with LED filter fouling indicator.	
Siber App EVO (optional accessory)	Intelligent control system for online monitoring of the most important elements of indoor air quality in the house	
Gateway/home automation (optional accessories)	KNX - Modbus connectivity. Turn your house into a smart home.	
AirFlows (right and left version)	Possibility of configuring the equipment in 2 versions. Right version (factory presets) and by activating the "mirror mode" we go to the left version in a simple step	